

Fiscal Year 2023 Annual Report

(Public Act 207 of 1941)



Kevin J. Sehlmeier
STATE FIRE MARSHAL
DIRECTOR



Gretchen Whitmer
GOVERNOR



Marlon I. Brown, DPA
ACTING DIRECTOR



December 28, 2023

Table of Contents

	Page
Introduction	3
State Fire Marshal	3
State Fire Safety Board	3
Bureau Programs	4-20
MI Prevention	4-7
Plan Review	8-9
Field Services	10
Cannabis	11
Fireworks	12-13
National Fire Incident Reporting System	13-15
Firefighter Training Division	16-18
Storage Tank Division	19-20
About the Bureau	21-25
Fire Safe Cigarettes	21
Michigan Fire Organizations	21-22
Fireworks Safety Fund Allocations	23-25

Introduction

The purpose of this report is to provide an overview of the work the Bureau of Fire Services (BFS) performs, including a report of the number of state-regulated facilities inspected, the number of plan submittals reviewed, how many illegal fireworks citations were issued, the number of fires reported, training provided to the Michigan fire service, and the distribution of \$2.3 million of fireworks safety fees to all 83 counties. For more detailed information, please visit the BFS [website](#).

State Fire Marshal



Kevin J. Sehlmeier
State Fire Marshal/Director

The Michigan State Fire Marshal is the most senior fire official in the state. In this role, the State Fire Marshal is responsible for advising the Governor and legislature on a wide range of issues relevant to fire safety, including fire prevention and protection. The State Fire Marshal is also the chief advocate of the fire service community, Michigan citizens, and others affected by the Michigan Fire Prevention Code, [Public Act 207 of 1941](#), and the Firefighters Training Council Act, [Public Act 291 of 1966](#).

The State Fire Marshal also functions as the director of BFS within the Department of Licensing and Regulatory Affairs (LARA). As the director of the bureau, the State Fire Marshal's responsibilities include overseeing a staff of 90 employees. He also leads efforts in fire safety, code adoption and enforcement, fire service certification and training, issuing annual certificates to sell consumer-grade fireworks, the regulation of aboveground and underground storage tanks, hazardous materials incident responses, fire incident data reporting, fire fatality analysis and community risk reduction.

The State Fire Marshal is also a statutory member, or ex-officio member, of the State Fire Safety Board, Michigan Firefighters Training Council, Michigan Citizen-Community Emergency Response Coordinating Council, Michigan Public Safety Interoperability Board, Homeland Protection Board, State Board of Mechanical Rules, Construction Code Commission, Electrical Administrative Board, National Fire Protection Association (NFPA), International Code Council, National Association of State Fire Marshals, and has a seat during activations of the State Emergency Operations Center.

State Fire Safety Board

The State Fire Safety Board was established through [Public Act 207 of 1941](#), as amended. The Board's mission is the protection of life and property from fire, smoke, hazardous materials, and fire related panic in public facilities in cooperation with the State Fire Marshal, the BFS, and related organizations throughout the state.

Pursuant to Section [29.3c\(6\)](#) and [29.3c\(8\)](#) of the Act, the State Fire Safety Board serves as the administrative hearing body on decisions made by the State Fire Marshal and the bureau concerning the interpretation and/or application of the fire safety rules affecting the construction, operation, and maintenance of state-regulated facilities. The [Fireworks Safety General Rules](#) effective March 20, 2014, also describes in R 29.2922 how the State Fire Safety Board reviews citation decisions imposed by the State Fire Marshal on violation citations or civil infraction penalties including fines related to consumer fireworks sales.

To learn more about the [State Fire Safety Board](#) and the [fireworks appeals process](#), please visit the [BFS website](#).

Bureau Programs MI Prevention



- MI Prevention is now in its 6th established year in Michigan. We currently have over 700 fire departments and safety coalition partnerships across Michigan installing smoke alarms. One of our primary goals is to take our current grass roots data platforms and transfer them into a new database system within the State through the GIS Platform system called ESRI in FY 24. MI Prevention has been working with State ESRI GIS and ESRI executives in building a one-of-a-kind database that shows real time data of Fatal Fires, Smoke Alarm installations, and Community Risk Reduction Assessments. This will allow any state employee or legislator to evaluate regions and counties and print community risk assessments to assist them with writing grants and evaluating and assessing community trends. Stay tuned in 2024 for this new Dashboard Database!
- To track the fatal fire data, MI Prevention is using a web-based mobile app for fire departments to submit fatal fire data, document smoke alarm installations, and provide access to the System Maintenance of Knowledge and Education (SMOKE) database and the BFS home page. The mobile app was established in 2020.



- MI Prevention's data is showing many trends for Michigan. In FY23:
 - 77% of Michigan's fatal fires did NOT have working smoke alarms.
 - 84% of Michigan's fatal fires tried to escape their homes and were found within 10 ft from the front door. This shows us that Michiganders are not understanding fire behavior and the fire service public educational escape messages.
 - Today's fires burn faster and hotter than 20 years ago. Michiganders are not escaping today's fires because they do not escape *the smoke* fast enough. People have less than 2 minutes to escape the toxic smoke before becoming unconscious.
 - Michiganders are not understanding the "close the door" message and why it is so vital in escaping a fire. This is shown in our data by where the fire starts and how people escape.
 - There were 123 deaths from 102 fatal fires.
 - MI Prevention's data has shown that many fire fatalities involve persons with disabilities. Of the 123 deaths, 23% were persons with disabilities and 7% were on home oxygen.
 - 64% of fatal fires in 2023 were 50 years of age or older.
 - In 2023, MI Prevention installed in 5,557 homes, with 18,920 smoke alarms installed and 3,664 CO Detectors installed.

- In FY23, smoking was the number one cause of fatal fires at 44%, with the living room being the leading area of origin of the fires. The second leading cause of fires was cooking at 15%, and the third was heating at 10%.
- Since its inception, MI Prevention has installed a total of 53,217 smoke alarms and 12,780 carbon monoxide (CO) detectors in 16,964 homes throughout Michigan.
- MI Prevention has helped develop community safety coalitions across the state towards areas where smoke alarms are not available by fire departments due to their volunteer status. These safety coalitions are Michiganders who come together in their community, get trained in fire safety, fire behavior, and smoke alarm installation. They are assigned a MI Prevention advocate to assist with any issues, and these groups are installing alarms in their own communities! Albion, Jenison, and Cheboygan are a few examples of successful safety coalitions.
- MI Prevention partnered with the Disability Network in 2021 to establish a communication channel between fire departments and the Disability Network managers across 15 regions in Michigan. If a Michigander with a disability needs a specialty smoke alarm, their Fire Department can locate the closest Fire Department that houses that particular alarm system and get one installed at that person's residence, reducing the probability of a fatal fire. Currently, across the state, there are 1734 bed shaker alarms, 937 strobe alarms, and 1268 Nest alarms available for Michiganders experiencing disabilities.
- MI Prevention is gaining National attention based on our data that we are collecting, how we are collecting the data, installing smoke alarms across the state and our abilities to develop statewide programs with the multi-faceted partnerships that have been extremely successful. MI Prevention has spoken at several National conferences this last fiscal year. Vision 2020, Michigan Fire Inspector Society (MFIS), Congressional Fire, National Fire Protection Association (NFPA), National Volunteer Fire Council (NVFC) and Women in Fire are several conferences that requested Michigan to share their success.
- MI Prevention updated its website this year, providing new information and resources to all Michiganders. Sections of the website are tailored to teachers, educators, Fire Departments, and Fire Safe Michiganders, with amazing resources that address community risk reduction needs.
- MI Prevention is in its fifth year in partnership with the National Fire Safety Educational Program "Sound Off," which provides education and smoke alarms to 2nd and 3rd grade classes. MI Prevention – Community Risk Reduction (CRR) Chief, Kymberly Pashowsky is on the committee and strategic plan for "Sound Off" education program that writes for FEMA grants through Michigan Public Health Institute. "Sound Off" just won its 4th FEMA grant for \$1.5 million to enhance the "Sound Off" educational program by developing an online interactive approach. The new interactive platform is geared to reach more students across the country.
 - The "Sound Off" educational program has been established in multiple cities across our state, and the following cities have won awards for their "Sound Off" efforts in their schools: Detroit, Saginaw, Benton Harbor, Dutton.
 - Our State Fire Marshal, Kevin Sehlmeier, did a "Sound Off" reading tour across Michigan, reading to 2nd and 3rd graders in 23 school districts.
 - MI Prevention created a "Sound Off" calendar that is based on the school year schedule and was given to every 2nd and 3rd grade teacher in the State of Michigan for 2023. This will be the template for "Sound Off" nationally for other states to follow.
 - "Sound Off" and MI Prevention developed a short training video for firefighters to walk them through the process of establishing "Sound Off" in their school system.

- “Sound Off” and MI Prevention developed an online platform for the “Sound Off” program to be established in all schools with ease for teachers. The platform is currently available and being utilized within our state.
- BFS and MI Prevention has established strong partnerships with the Michigan State Police, American Red Cross, local fire investigators, and all fire departments across the state. MI Prevention is receiving vital detailed fatal fire data in less than 24 hours from the time of the incident. To become a MI Prevention partner, visit the program’s [website](#). Or sign up below for newsletter:
<https://www.cognitofrms.com/MIPrevention/mipreventionbusinesspartnership>
- MI Prevention has a great relationship with Vision 20/20 and National Association of State Fire Marshals (NASFM). These national level partnerships are expanding as we are working on multiple projects together. Both SFM Sehlmeier and Kymberly Pashkowsky sit on advisory committees for both organizations.
 - MI Prevention partnered with the National Association of State Fire Marshals (NASFM) to develop and implement the first Community Risk Reduction (CRR) Summit for NASFM. This two-day summit took place in February 2023 in Concord NC. The focus was to provide collaborative resources & mentorship to NASFM members so the CRR process can be implemented nationwide. Already deemed a success, supporting the CRR efforts of NFPA, International Association of Fire Chiefs (IAFC), Vision 20/20, and the US Fire Administration (USFA), this summit was intended to prepare State Fire Marshals and their CRR staff with tools and peer discussion to better lead state efforts. The CRR summit provided several risk reduction workshops, active discussions of successes and challenges around CRR, and opportunities to network with nationwide partners. We plan to continue this program every other year with NASFM.
 - Director/Fire Marshal Kevin J. Sehlmeier received the President’s Award from National Association of State Fire Marshals. The President’s Award is given in conjunction with Global Health and Safety / OmniShield. Kevin J. Sehlmeier was recognized for his efforts in community risk reduction. The award acknowledged his participation in several national groups who advocate for communities to identify the actual health and safety risks and deploy education and mitigation efforts to prevent such incidents. In addition, he is a strong advocate for the early detection and prevention of carbon monoxide exposures and deaths.



- State Fire Marshals assemble in support of the 2023 U.S. Fire Administrator's Summit on Fire Prevention and Control.



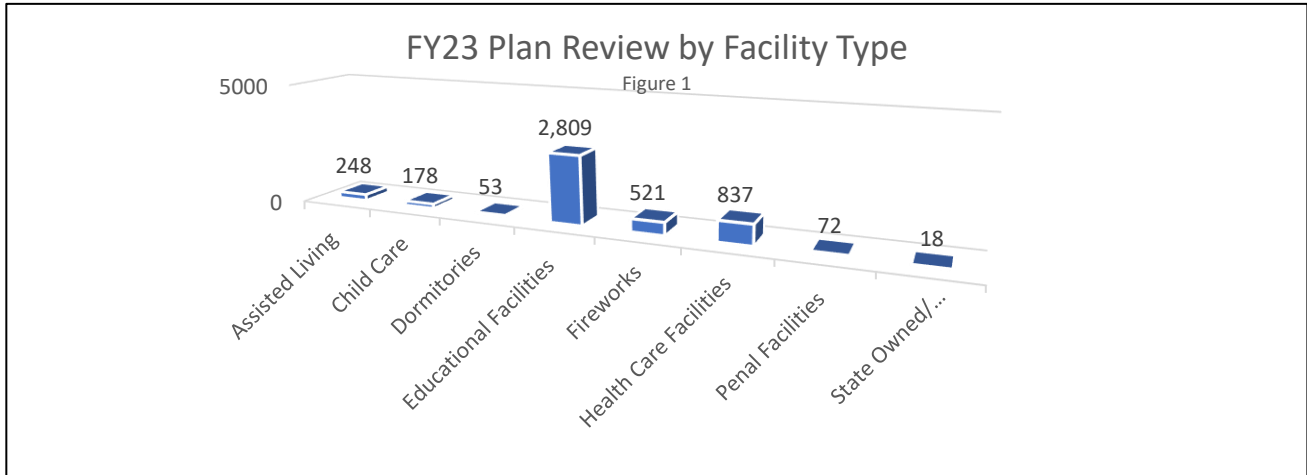
- MI Prevention established a valuable partnership with the National Carbon Monoxide Awareness Association (NCOAA). MI Prevention has helped develop multiple projects with this organization while representing Michigan. This partnership was awarded a FEMA grant with the partnerships NCOAA, MIP and NFFF. This grant is currently developing Carbon Monoxide training for all first responders that will be housed on the Fire Hero Learning platform for all first responders across our country.
- Mental Health Resources – In addition to [FrontLine Strong Together](#) being available to all first responders, the MI Prevention app also holds a list of [peer network support groups](#), which provides contact information for any Michigan fire firefighter in need of peer support.



BFS - Plan Review

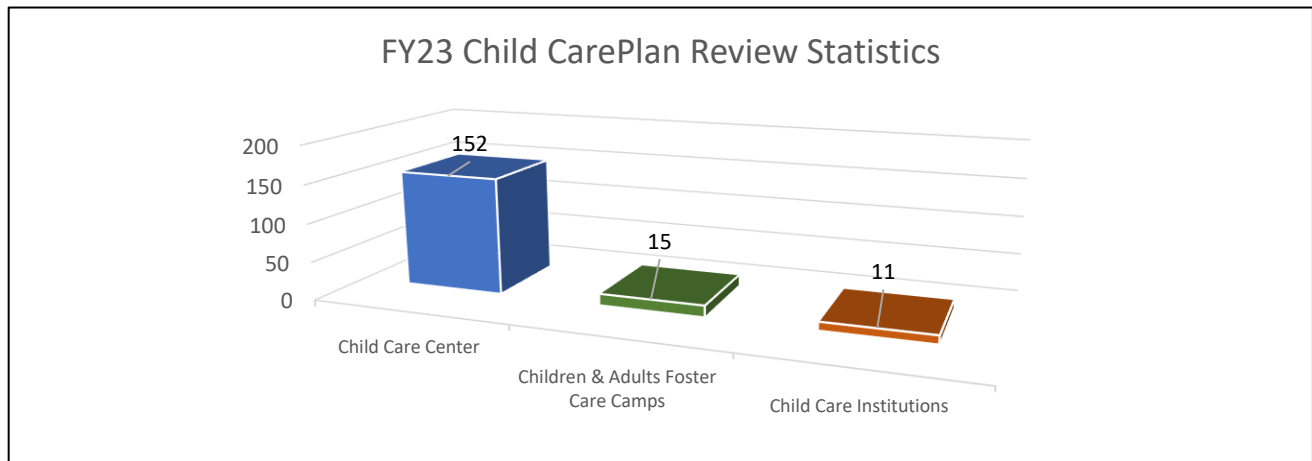
- The Plan Review Division is charged with the responsibility of reviewing construction plans of all new construction, additions, remodeling, and change of occupancies for state regulated facilities, pursuant to [Public Act 207 of 1941](#) (the Michigan Fire Prevention Code), [Public Act 368 of 1978](#), as amended (the Public Health Code), [Public Act 218 of 1979](#) (the Adult Foster Care Facility Licensing Act), [Public Act 116 of 1973](#) (the Child Care Organization), and [Public Act 256 of 2011](#) (the Michigan Fireworks Safety Act).

This chart shows the number of plan reviews per facility type completed in FY23.



Child Care Plan Review

The child care plan reviews involve child care centers, children and adult foster care camps, and child care institutions, (small, large and secure facilities, along with group home facilities), pursuant to [Public Act 116 of 1973](#). These reviews include building construction sprinkler systems, fire alarms and hood suppression. In FY23, there were 178 projects reviewed.

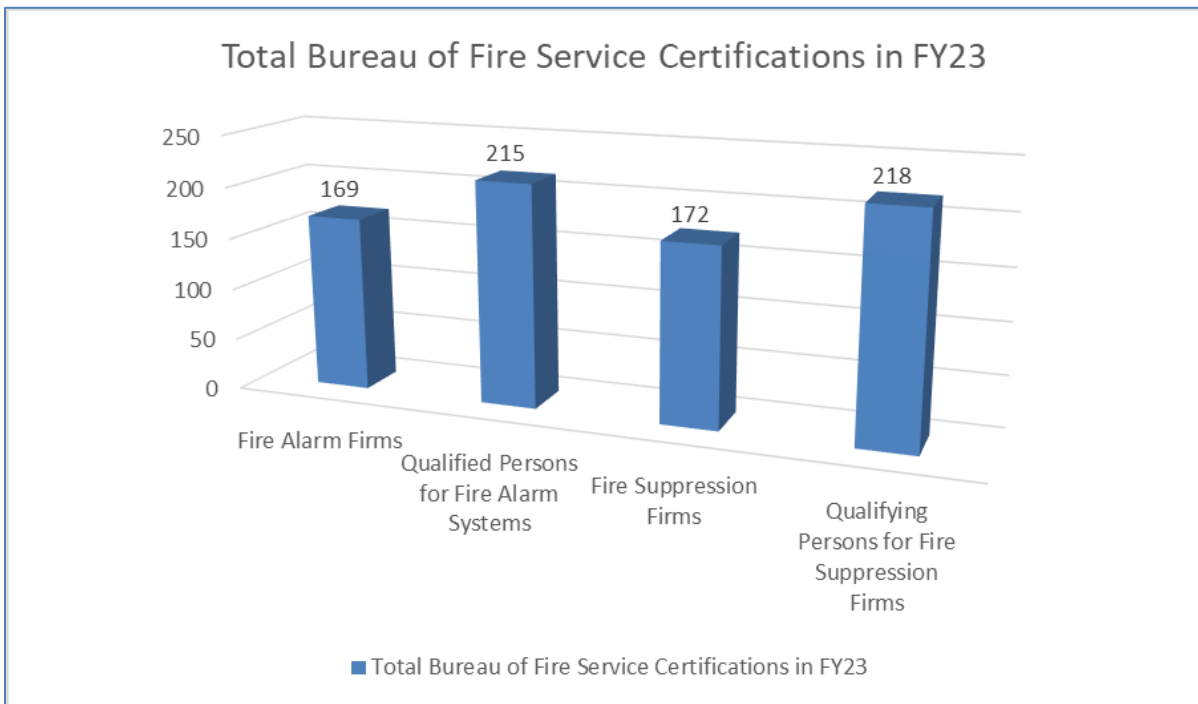
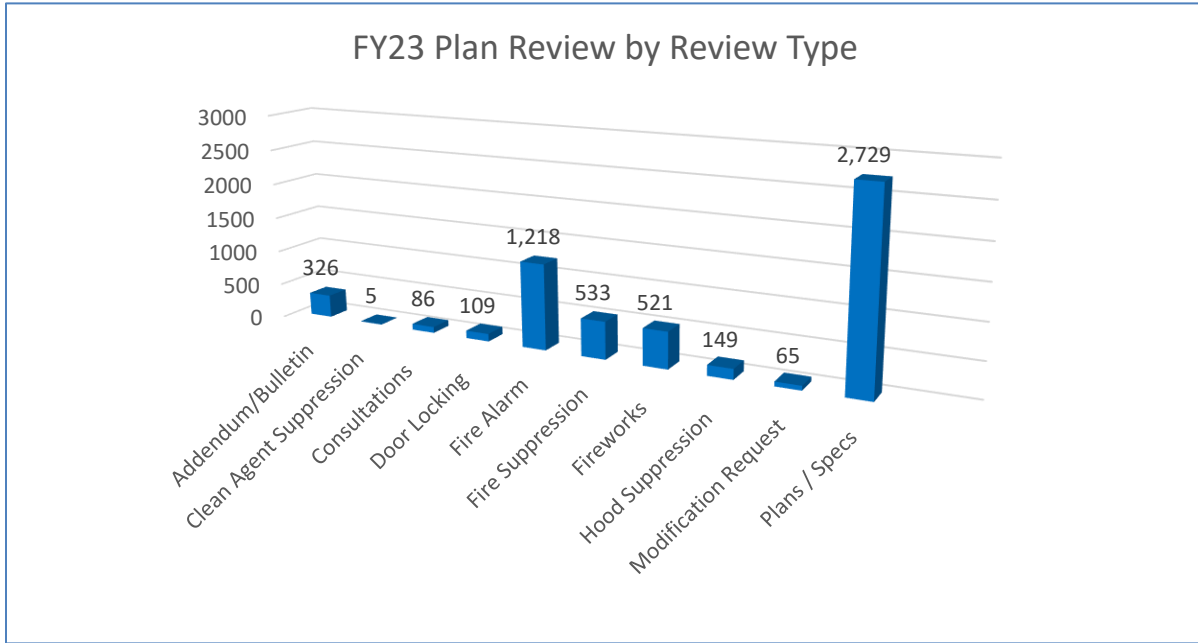


Note: Inspections of childcare facilities are handled by the Bureau of Community and Health Systems.

Bureau of Fire Service Certifications

Through Public Act 144 of 1982, which amended the Michigan Fire Prevention Code, [Public Act 207 of 1941, MCL 29.3c \(5\)](#) BFS is charged with the responsibility to promulgate rules for the fire alarm and fire suppression firms in the state of Michigan. See the BFS [website](#) for more.

BFS was also given the authority to oversee the certifications for firms that install fire suppression and fire alarm systems. Oversight and certification are provided by BFS through the Plan Review Division's specialist for the four specific certifications.



BFS - Field Services

- In FY23, BFS conducted 97 inspections for new constructions, additions, and remodeling of existing adult foster care facilities. Further, staff conducted 1,787 annual or recheck inspections and 17 complaint inspections of adult foster care facilities licensed for 7-20 residents. There was an increase of 11% for project inspections and 6% for annual inspection in adult foster care facilities.
- In FY23, BFS field inspectors conducted 659 fireworks inspections, 1 compliance inspection and 30 fireworks enforcement patrol stops. There was a decrease of 11% for fireworks inspections.



- In FY23, BFS conducted 354 inspections for new construction, additions and/or remodeling of school buildings, 14 school safety inspections and conducted 37 complaint inspections. There was an 18% increase for project inspections and a 54% increase in complaint inspections in school buildings.

- In FY23, BFS conducted 28 inspections for new construction, additions and/or remodeling of dormitories, which was an 86% increase this year.

- BFS performed 309 inspections of new constructions, additions, and remodeling to college educational facilities, one college safety inspection, and 2 complaint inspections.

There was an increase of 14% for project inspections at colleges.

- In FY23, BFS inspected 775 new constructions, additions, and remodeling of existing health care facilities. Further, staff conducted 1,137 annual or recheck inspections and 21 complaint inspections of licensed health care facilities (Free-Standing Outpatient Facilities, Homes for the Aged, Hospice Residence, Hospital, and Nursing Homes). There was a decrease of 18% for project inspections, 5% for annual inspections, and 8% for complaint inspections in this area.
- BFS conducted 26 inspections for new construction, additions and/or remodeling of state and local inmate-occupied facilities and no complaint inspections. This is a There was a decrease of 56% for project inspections in penal facilities.
- BFS Field Services staff also completed a total of 2,347 hours continuing education towards certifications as a certified fire inspector. Field staff averaged just under 10 hours per inspector.

For more information on fire inspector regions, review this [website](#).

BFS - Cannabis Division



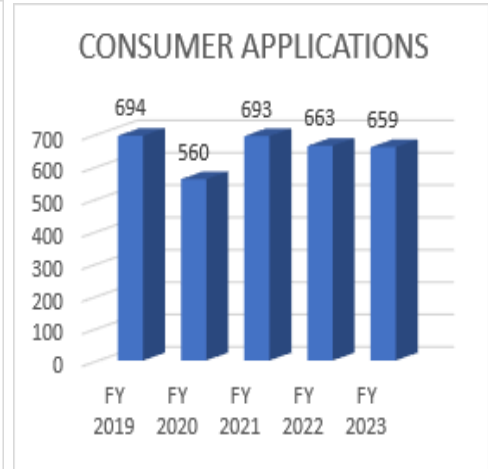
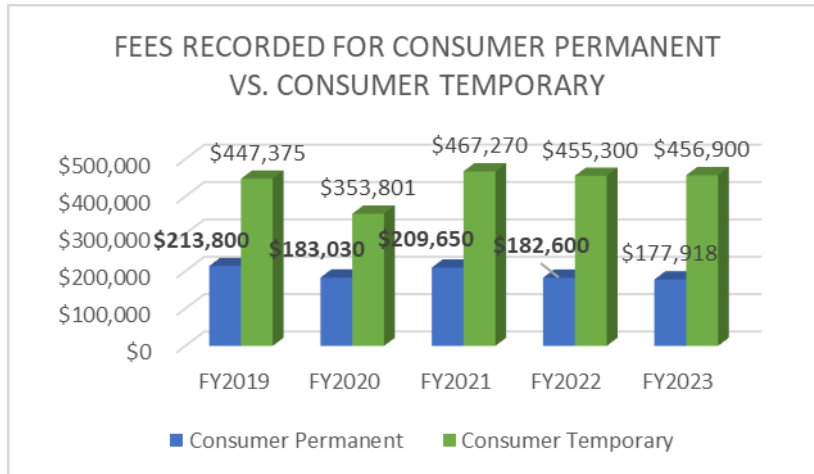
The BFS Cannabis Division is involved in the regulation of medical and adult use cannabis facilities. During FY23 the number of approved licenses for medical use increased slightly by 8% from 1,353 licenses to 1,483 and the adult use increased by 16% from 1,779 licenses to 2,122. In FY23, the BFS Cannabis Division recognized the need to expand the current staff, so they hired a seventh fire inspector. A large component of the BFS Cannabis Division is to make sure that all the CRA licensed facilities maintain compliance with the fire and life safety issues in their buildings. That is why all licensed growers and processors get inspected at least twice a year.

The [Medical Marihuana Facilities Administrative Rules, Public Act 281 of 2016 and Michigan Regulation and Taxation of Marihuana Act, 2018](#), requires the BFS Cannabis Division to provide some plan reviews and field inspections of all licensed facilities. The Rules adopt the 2021 edition of NPFA 1. Plan reviews are performed for all grow and processing facilities, including new construction, remodeling and renovations of existing buildings, and plan or equipment changes made to currently approved facilities.

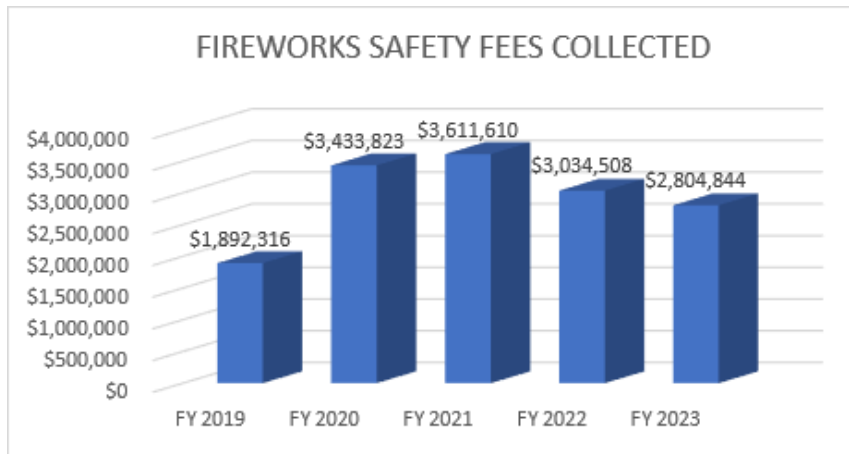
- In FY23, the BFS Cannabis Division was able to complete 830 approved plan reviews, mostly for growers and processors. In addition to the plan reviews, a total of 26 pre-plan consultations were conducted.
- In FY23, 4,565 fire safety inspections were conducted. The majority of these were semi-annual inspections conducted at growers, processors, and retailers.
- The public can visit the BFS [website](#) to view checklists and access the [Accela Citizen Portal](#) which allows online plan review applications.

BFS - Fireworks

- FY23 consumer certificate applications remained steady with the previous year. Of the 659 consumer certificate applications received, the Bureau of Fire Services approved 654 consumer certificates. 654 low impact certificates were issued. Please visit the BFS [website](#) to learn more about selling low impact or consumer fireworks.



- According to the [Michigan Fireworks Safety Act MCL 28.462, Section 12](#), a person shall not ignite, discharge, or use consumer fireworks on public property, school property, church property, or the property of another person without the organization's or person's permission to use those fireworks on those premises.
- In FY23, 109 citations were written for violations of the act.



- Through a Memorandum of Understanding, LARA and BFS partnered with the Army National Guard to dispose of bulk and overloaded confiscated firework products at Camp Grayling. Two firework shows were shot this year to honor our military members at Camp Grayling:
 - TAG Social in June of 2023.
 - At the completion of the Northern Strike Training Exercise in August of 2023.

Each firework show served as a Morale, Welfare and Recreation (MWR) program opportunity for the women and men who serve in the Michigan Army National Guard, active Army units from across the United States and Foreign Nation Military units who participated in the Northern Strike Exercise.

Four product demolition blast disposals were also completed of overloaded confiscated firework products in April, May, August, and September 2023

- In April of 2023, BFS fireworks enforcement staff was trained by the 745th Camp Grayling Explosive Ordinance section on the safe operational use, handling, and storage of high explosives. Fireworks enforcement staff now can conduct controlled detonations to dispose of dangerous improvised explosives being sold or masquerading as consumer fireworks.

BFS - National Fire Incident Reporting System (NFIRS)

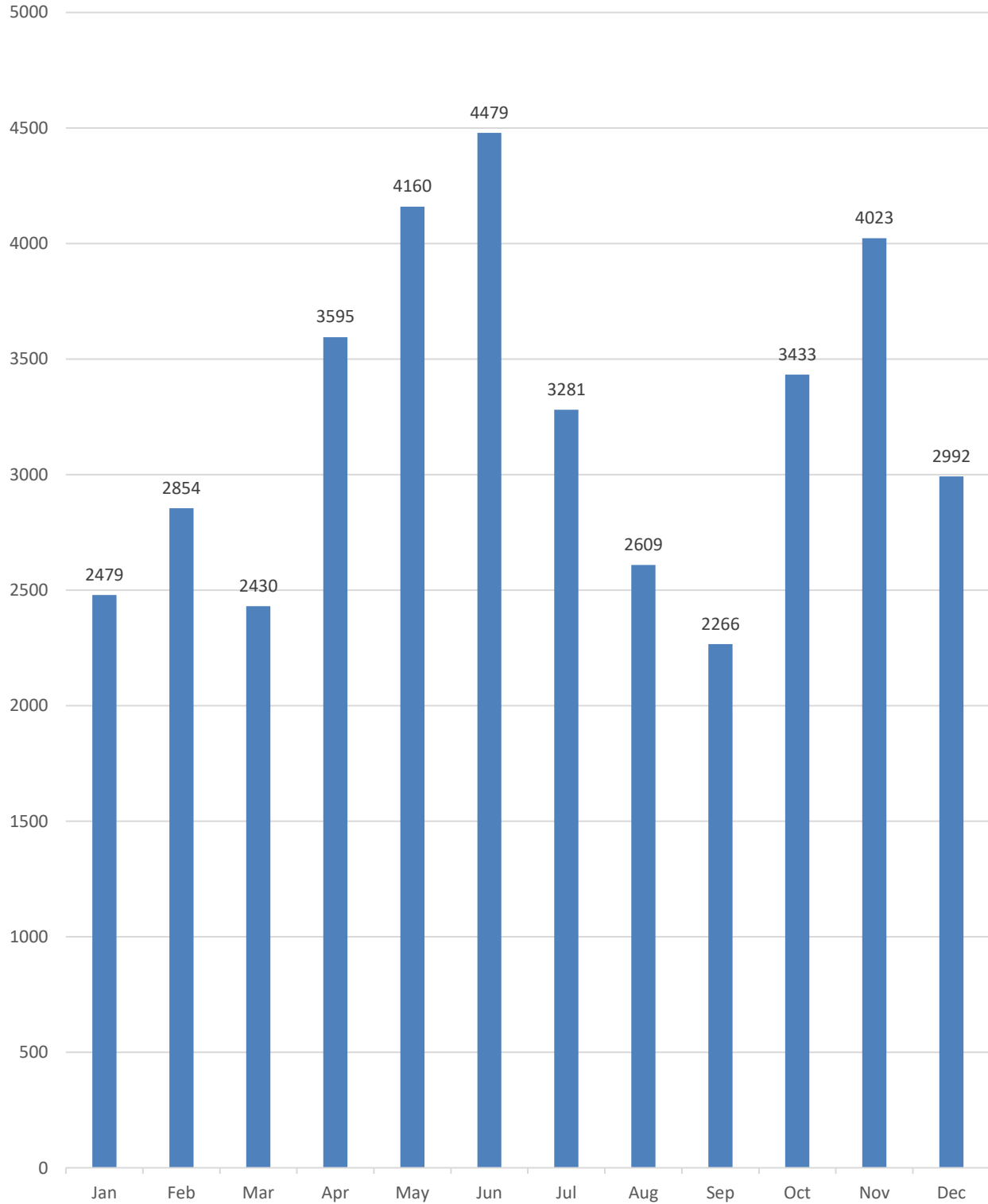
Public Act 207 of 1941, the Fire Prevention Code, [MCL 29.4](#) and [MCL 29.5g](#) require the chief of each organized Michigan fire department to file a complete incident report with the Bureau of Fire Services. Public Act 291 of 1966 Firefighter Training Council Training Act, [MCL 29.374 Sec. 14 \(4\)](#) requires each fire department to file a complete incident report with BFS to receive funding from the Fireworks Safety Fee's.

- Out of the 1,001 departments in the state, 930 (93%) reported their fire data into NFIRS. That is up from 83% in 2022. Some of the barriers for the departments that didn't report are access to computers, internet access, staffing and staffing turnover. If departments don't report their incidents, they are not able to receive part of the \$2.3 million allocation of county training funds. Also, their staff may have to pay to attend training classes that would have been covered if they had reported their incidents.

The public can visit the BFS [website](#) to learn about NFIRS, the latest news, compliance and statistics, forms, publications, & resources. The public can also view the BFS map of the location of [fatal fires](#) in Michigan.



FIRES BY MONTH OF THE YEAR
REPORT PERIOD 10/1/2022 TO 09/30/2023
INCIDENT TOTAL 38,601



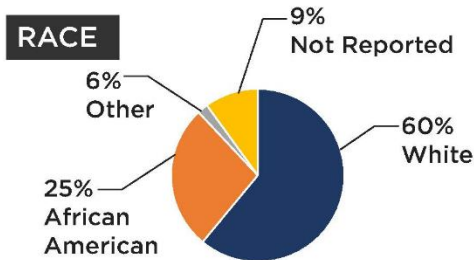
MICHIGAN FATAL FIRE STATISTICS


State of Michigan FY2023

123 TOTAL DEATHS


113 TOTAL FIRES



GENDER
 **62%** MALE
 **38%** FEMALE



AGES
 **64%** OF VICTIMS were between the ages of 50 and 89
12% OF VICTIMS were between the ages of 0 and 19

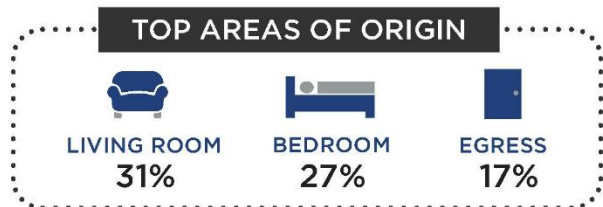
THE TOP AGE GROUPS OF VICTIMS WERE **50-59** | **60-69**



 **23%** of victims were reported as disabled
 **7%** of victims were on oxygen



DAYS
 Most fatal fires occurred on
Sunday | **Wednesday** | **Monday**
 20% | 15% | 14%



SMOKING CAUSE FIRES

 **60%** MALE
 **40%** FEMALE
 GENDER OF VICTIMS

54% OF VICTIMS were between the ages of 60 and 79

61% OF VICTIMS who died in smoking fires were disabled

53% OF DISABLED VICTIMS were found in the same room as the fire started

53% OF DISABLED VICTIMS who died in smoking fires were also on oxygen



BFS - Fire Fighter Training

The State Fire Marshal is responsible for statewide implementation and administration of the Fire Fighters Training Council Act, [Public Act 291 of 1966, MCL 29.369, Section 9\(1\)](#), as amended.

- The Fire Fighter Training Division supports the training needs of Michigan's 1,001 fire departments and 31,160 firefighters. The firefighters are split into three categories: paid career (8,701), part-paid/non-paid volunteer (19,343) and cadet/explorer (3,116).
- The Fire Fighter Training Division certifies and maintains a list of approximately 2,008 instructors who are certified to instruct Firefighter Training Division courses.



The BFS [website](#) provides instructor resources.

- **Allocation of County Training Funds (Fireworks Safety Fee Funds)**
Pursuant to [Public Act 291 of 1966, MCL 29.374\(2\)](#); at the beginning of the state's fiscal year, each county training committee is notified of their annual training allocation based on 70% of their county population and 30% of square miles within their county. Currently, \$2.3 million is allocated for disbursement to the

83 counties for fire training annually from the sale of consumer fireworks.

- The BFS oversees 15 [Regional Training Centers](#) across the state.



- The Certified Fire Inspector (CFI) program provides extensive fire code enforcement training for Michigan fire inspectors. Certified fire inspectors are required to be recertified every three years. This program is designed to certify those individuals who wish to obtain state certification as a fire inspector and/or obtain delegation of authority to conduct fire safety inspections on behalf of the State Fire Marshal in state-regulated facilities pursuant to Public [Act 207 of 1941](#), the Michigan Fire Prevention Code, as amended.
- To qualify for CFI certification, an applicant shall have met all of the requirements pursuant to the Fire Inspector Certification Administrative Rules, [R29.502](#).
- In FY23 we approved 211 new fire inspector certification Continuing Education courses. We added 71 new certificated fire inspectors and 7 fire inspectors applied for renewals. Processing time for new applications now averages six (6) days, which is a significant improvement over the past year from when processing time averaged 16 days for new applications.

- The Michigan Fire Fighter Training Council (MFFTC) was established by [Public Act 291 of 1966](#). Due to a change in the act in 2018, the number of council members increased from seven to nine members with the State Fire Marshal serving as an ex-officio member. See the [website](#) for a list of members.

FY23 Training Summary		
Course Type:	Courses Completed:	Student Count:
Firefighter	264	2,186
Vehicle & Apparatus	173	2,371
Rescue & Suppression	64	1,110
Fire Investigator	8	72
Hazardous Materials	15	73
Fire Officer	63	700
Instructor Development	189	1,353
Fire Service Non-Curriculum	1,293	16,642
Michigan Company Officer I & II Series Certificates Awarded		78
Michigan Fire Officer III Series Certificates Awarded		52
Probationary Instructor Certificates Awarded		523
Certified Instructor 1 Certificates Awarded		395
Certified Instructor 2 Certificates Awarded		110
NFPA 1021 Fire Officer 1 Certification		245
NFPA 1021 Fire Officer 2 Certification		170
NFPA 1021 Fire Officer 3 Certification		48
Fire Chief Certification		53
Public Safety Director Certification		1

BFS - Storage Tank Section

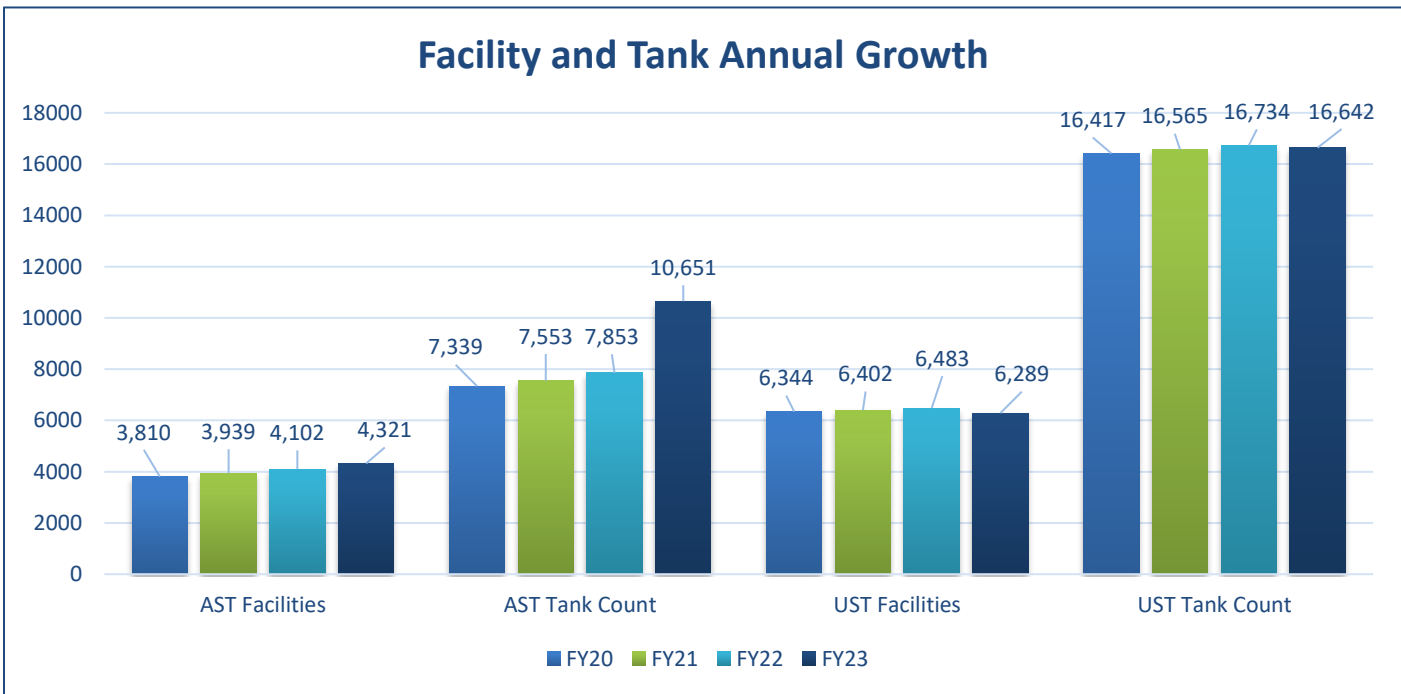
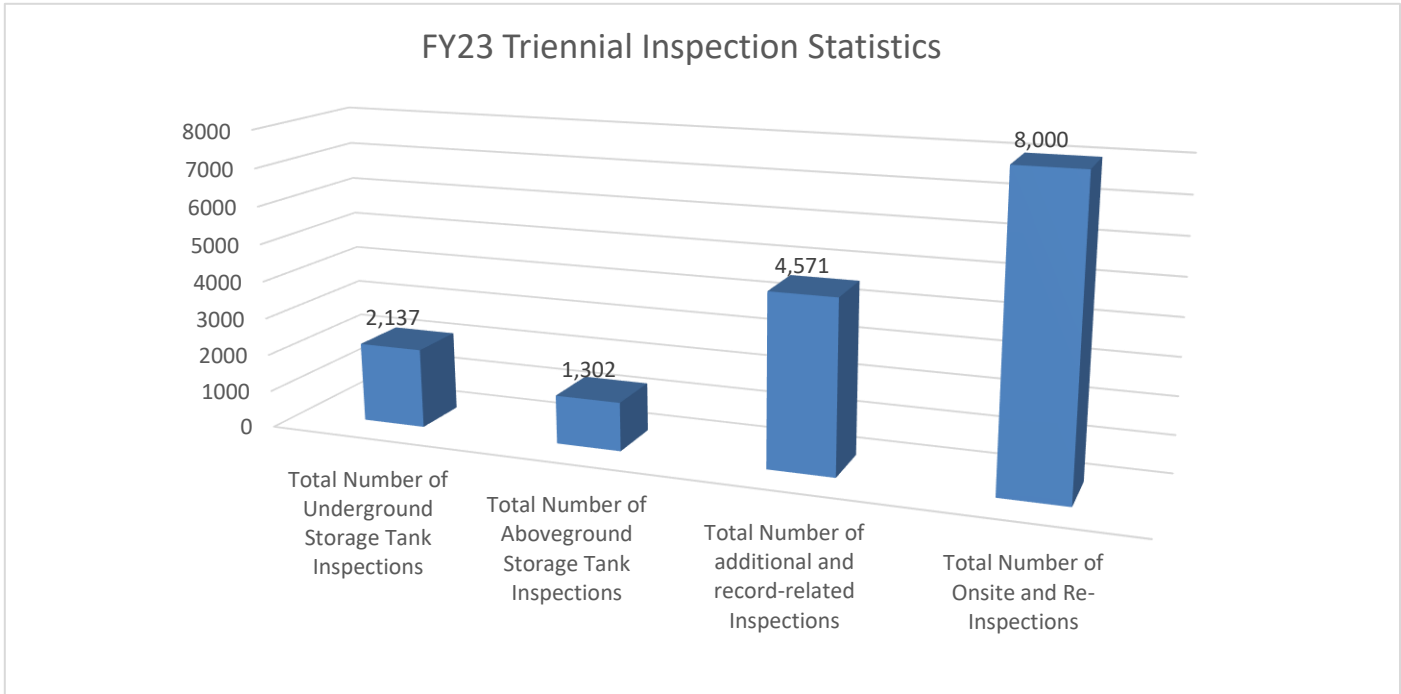
During FY23, the Storage Tank section's ongoing use of a continuous quality improvement program continues to improve efficiency for all areas of the section. The section continues to engage both internal and external stakeholders to ensure Michigan's citizens and industry have access to services that are regulated by the section.



- The rules that govern storage tanks are as follows:
 - [FL/CL Rules](#) (NFPA 30, 30A, 31, 37) Flammable and Combustible Liquids
 - [CNG Rules](#) (NFPA 52) Compressed Natural Gas
 - [LPG Rules](#) (NFPA 58) Liquefied Petroleum Gas
 - [Hydrogen Rules](#) (NFPA 2,50A, 50B) Liquefied Hydrogen and Gaseous Hydrogen
 - [Underground Storage Tank Rules](#) (1994 PA 451, 40 C.F.R. 280)
- Per the [Michigan Fire Prevention Code](#), Public Act 207 of 1941 (PA 207), Section 29.5g, incidents such as fire, explosion, spill, leak, accident, or related occurrence involving the transportation, storage, handling, sale, use or processing of hazardous material(s) by a firm, person or vehicle shall be reported immediately to the Bureau of Fire Services.
- By Executive Order 2012-14, the 627 Program maintains the list of approved tank trucks on the Bureau website. If a tank truck is not on this list, they are not allowed to receive or transport fuels in Michigan.
- The Storage Tank Section processed 1,035 testing verification submittals for the 627 Program in FY23.
- Hazardous Materials Storage Inspectors conducted 2,137 underground storage tank (triennial) facility inspections, and 1,302 aboveground storage tank (triennial) facility inspections. Additional required inspections totaling 4,571 onsite and record-related inspections equates to a total inspection count for FY23 of 8,000.
- Storage Tank Section Engineers received, reviewed, and processed 369 plan reviews for new and/or existing storage tank systems as well as 86 site assessments related to facility closures with potential product releases.



- In FY23, the Storage Tank Section Freedom of Information Act (FOIA) Liaison processed 5,135 FOIA requests equating to an average of 20 requests per day.



- For a map of the State showing coverage by Hazardous Materials Storage Inspectors, see the [BFS website](#).

Fire Safe Cigarettes

Fire Safe Cigarettes Fire Safety Standard and Firefighter Protection Act, [Public Act 56 of 2009](#), provides for the regulation of the sale and distribution of reduced ignition propensity cigarettes, otherwise known as fire safe cigarettes. Discarded smoking materials are the leading cause of home fire-related death and injuries in the United States.

- In FY23, a total of 11 fire safe cigarette brands and 68 associated brand styles were certified and/or recertified.

Michigan Fire Organizations

[Michigan Citizen-Community Emergency Response Coordinating Council](#)

Commission Eastern Upper Peninsula Fire Association

[International Association of Arson Investigators \(IAAI\)](#)

[Michigan Chapter of the International Association of Arson Investigators](#)

[Michigan Association of Fire Fighters](#)

International Association of Special Investigative Units International Fire Service Training

Michigan Arson Prevention Committee

[Michigan Association of Fire Chiefs](#)

[Michigan Fire Service Instructors Association](#)

[Michigan Fire Inspectors Society](#)

Michigan Fire Safe Foundation

Michigan Homeland Protection Board

Michigan Homeland Protection Advisory Council

Michigan Interagency Wildland Fire Protection Association

Michigan Joint Fire Service Council

[Michigan Professional Firefighters Union](#)

[Michigan State Firemen's Association](#)

[National Fire Protection Association](#)

[National Association of State Fire Marshals](#)

[Northern Michigan Fire Chiefs Association](#)

[Public Safety Communications Interoperability Board](#)

Upper Peninsula Fire Chiefs Association

Upper Peninsula Volunteer Firemen's Association

[Michigan Propane Gas Association \(MPGA\)](#)

[Michigan Petroleum Association \(MPA\)](#)

[Michigan Manufacturers Association](#)

[American Petroleum Institute \(API\)](#)

[Michigan Chemistry Council \(MCC\)](#)

Associated Food and Petroleum Dealers (AFPD)

[Michigan Municipal League \(MML\)](#)

[Health Care Association of Michigan \(HCAM\)](#)

[Michigan Townships Association \(MTA\)](#)

* Unlinked organizations do not have an internet presence.

Attachment A:

Fireworks Safety Fees Fund Allocation FY23

County	First FY23 County Allocation Amount	Unobligated Balance (to be reallocated)	Transfers	Approved Allocated Funding as of 09/30/2023	Invoices paid as of 09/30/2023	Allocated Funds not Spent as of 09/30/2023	Total Funding Refunded as of 09/30/2023
Alcona	17,500.00	(1,180.00)		16,320.00	16,320.00	0.00	1,180.00
Alger	17,500.00	(17,500.00)		0.00	0.00	0.00	17,500.00
Allegan	26,561.85	(3,186.85)		23,375.00	23,375.00	0.00	3,186.85
Alpena	17,500.00			17,500.00	17,500.00	0.00	0.00
Antrim	17,500.00	(4,689.66)	3,493.93	16,304.27	16,304.27	0.00	1,195.73
Arenac	17,500.00			17,500.00	17,500.00	0.00	0.00
Baraga	17,500.00	(495.00)		17,005.00	17,005.00	0.00	495.00
Barry	17,500.00	3,850.00		21,350.00	21,350.00	0.00	(3,850.00)
Bay	20,833.02	1,676.98		22,510.00	22,510.00	0.00	(1,676.98)
Benzie	17,500.00	(5,483.50)		12,016.50	12,016.50	0.00	5,483.50
Berrien	28,089.65	(5,904.65)		22,185.00	22,185.00	0.00	5,904.65
Branch	17,500.00	0.00		17,500.00	17,500.00	0.00	0.00
Calhoun	27,025.90	8,046.81		35,072.71	35,072.71	0.00	(8,046.81)
Cass	17,500.00	(7,050.00)		10,450.00	10,450.00	0.00	7,050.00
Charlevoix	17,500.00		(10,000.00)	7,500.00	7,500.00	0.00	10,000.00
Cheboygan	17,500.00	(835.00)		16,665.00	16,665.00	0.00	835.00
Chippewa	23,114.50	2,885.50	18,000.00	44,000.00	44,000.00	0.00	(20,885.50)
Clare	17,500.00	(2,335.00)	1,500.00	16,665.00	16,665.00	0.00	835.00
Clinton	19,123.68			19,123.68	19,123.68	0.00	0.00
Crawford	17,500.00	4,400.00		21,900.00	21,900.00	0.00	(4,400.00)
Delta	19,529.95	535.05		20,065.00	20,065.00	0.00	(535.05)
Dickinson	17,500.00	13,215.00	850.00	31,565.00	31,565.00	0.00	(14,065.00)
Eaton	22,787.05	3,502.95		26,290.00	26,290.00	0.00	(3,502.95)
Emmet	17,500.00	(6,550.00)	10,000.00	20,950.00	20,950.00	0.00	(3,450.00)
Genesee	59,274.94			59,274.94	59,274.94	0.00	0.00
Gladwin	17,500.00	(510.00)	(3,500.00)	13,490.00	13,490.00	0.00	4,010.00
Gogebic	17,500.00			17,500.00	17,500.00	0.00	0.00
Grand Traverse	20,169.27	2,660.00	7,100.00	29,929.27	29,929.27	0.00	(9,760.00)
Gratiot	17,500.00	(5,850.00)	(2,800.00)	8,850.00	8,850.00	0.00	8,650.00
Hillsdale	17,500.00	(1,640.00)		15,860.00	15,860.00	0.00	1,640.00
Houghton	18,089.74			18,089.74	18,089.74	0.00	0.00
Huron	17,500.00	(11,192.88)		6,307.12	6,307.12	0.00	11,192.88
Ingham	43,908.33	(2,993.33)		40,915.00	40,915.00	0.00	2,993.33
Ionia	17,500.00	(4,345.00)	(8,440.00)	4,715.00	4,715.00	0.00	12,785.00
Iosco	17,500.00	(4,620.40)		12,879.60	12,879.60	0.00	4,620.40
Iron	17,500.00			17,500.00	17,500.00	0.00	0.00
Isabella	17,500.00			17,500.00	17,500.00	0.00	0.00
Jackson	30,176.29	985.00		31,161.29	31,161.29	0.00	(985.00)

Kalamazoo	41,173.91	6,600.00		47,773.91	47,773.91	0.00	(6,600.00)
Kalkaska	17,500.00		(2,189.66)	15,310.34	15,310.34	0.00	2,189.66
Kent	92,114.42	7,185.00	(1,304.27)	97,995.15	97,995.15	0.00	(5,880.73)
Keweenaw	17,500.00	(3,985.00)		13,515.00	13,515.00	0.00	3,985.00
Lake	17,500.00	(835.00)		16,665.00	16,665.00	0.00	835.00
Lapeer	20,966.12			20,966.12	20,966.12	0.00	0.00
Leelanau	17,500.00	(310.00)	(4,500.00)	12,690.00	12,690.00	0.00	4,810.00
Lenawee	23,186.58	(7,356.58)		15,830.00	15,830.00	0.00	7,356.58
Livingston	33,164.91			20,966.12	20,699.12	0.00	0.00
Luce	17,500.00			17,500.00	17,500.00	0.00	0.00
Mackinac	17,500.00	(5,500.00)	(12,000.00)	0.00	0.00	0.00	17,500.00
Macomb	115,302.32	9,625.00		124,927.32	124,927.32	0.00	(9,625.00)
Manistee	17,500.00			17,500.00	17,500.00	0.00	0.00
Marquette	28,996.01	6,607.88		35,603.89	35,603.89	0.00	(6,607.88)
Mason	17,500.00	(13,100.00)		4,400.00	4,400.00	0.00	13,100.00
Mecosta	17,500.00			17,500.00	17,500.00	0.00	0.00
Menominee	17,500.00	(4,550.00)	(850.00)	12,100.00	12,100.00	0.00	5,400.00
Midland	19,155.95	3,630.00	2,000.00	24,785.95	24,785.95	0.00	(5,630.00)
Missaukee *	17,500.00	2,580.00	12,900.00	32,980.00	29,130.00	3,850.00	(11,630.00)
Monroe	28,183.41			28,183.41	28,183.41	0.00	0.00
Montcalm	18,916.03	4,000.00	8,440.00	31,356.03	31,356.03	0.00	(12,440.00)
Montmorency	17,500.00	(545.00)	(3,025.00)	13,930.00	13,930.00	0.00	3,570.00
Muskegon	30,346.14	8,870.00		39,216.14	39,216.14	0.00	(8,870.00)
Newaygo	18,093.59	(2,518.59)		15,575.00	15,575.00	0.00	2,518.59
Oakland	166,726.82	6,350.00		173,076.82	173,076.82	0.00	(6,350.00)
Oceana	17,500.00			17,500.00	17,500.00	0.00	0.00
Ogemaw	17,500.00	(4,300.00)		13,200.00	13,200.00	0.00	4,300.00
Ontonagon	17,500.00			17,500.00	17,500.00	0.00	0.00
Osceola	17,500.00			17,500.00	17,500.00	0.00	0.00
Oscoda	17,500.00		3,025.00	20,525.00	20,525.00	0.00	(3,025.00)
Otsego	17,500.00			17,500.00	17,500.00	0.00	0.00
Ottawa	45,816.74	6,000.00		51,816.74	51,816.74	0.00	(6,000.00)
Presque Isle	17,500.00	(13,560.00)		3,940.00	3,940.00	0.00	13,560.00
Roscommon	17,500.00			17,500.00	17,500.00	0.00	0.00
Saginaw	34,685.20		2,800.00	37,485.20	37,485.20	0.00	(2,800.00)
St. Clair	30,358.27	0.00		30,358.27	30,358.27	0.00	0.00
St. Joseph	17,500.00	4,400.00		21,900.00	21,900.00	0.00	(4,400.00)
Sanilac	18,047.48	(1,797.48)		16,250.00	16,250.00	0.00	1,797.48
Schoolcraft	17,500.00	(1,475.00)	(6,000.00)	10,025.00	10,025.00	0.00	7,475.00
Shiawassee	17,500.00	1,200.00		18,700.00	18,700.00	0.00	(1,200.00)
Tuscola	18,097.25	(487.25)		17,610.00	17,610.00	0.00	487.25
Van Buren	19,039.68			19,039.68	19,039.68	0.00	0.00
Washtenaw	55,678.83	(0.83)		55,678.00	55,678.00	0.00	0.83
Wayne	225,766.17	1,278.83		227,045.00	227,045.00	0.00	(1,278.83)
Wexford	17,500.00	(2,000.00)	(15,500.00)	0.00	0.00	0.00	17,500.00

Rescue Randy Maniquins		38,598.00		38,598.00	38,405.04	192.96	(38,405.04)
Total	2,300,000.00	0.00	0.00	2,300,000.00	2,295,957.04	4,042.96	4,042.96

* **\$3,850 Reduction for Missaukee for returned warrant from 2022 payment.**